

CLAY COUNTY, TEXAS

Date: September 25, 2018

To: Clay County Commissioners Court


RE: September 2018 Payroll

I submit to the Commissioner's Court of Clay County the payroll disbursements for 09/28/2018


| | |
|--|------------------|
| Total Payroll Disbursements for Wages: | \$ 261,881.92 |
| Total SS Match: | \$ 15,706.22 |
| Total Medicare Match: | \$ 3,673.21 |
| Total TCDRS Match: | \$ 28,065.84 |
| Total BCBS County paid premiums: | \$ 73,298.24 |
| Total Zurich: | \$ <u>258.75</u> |
| | |
| Total Payroll Transfer | \$ 382,884.18 |

Respectfully Submitted,



Danja Bloodworth
Clay County Treasurer


Kenneth Liggett, County Judge


Richard Lowery, Commissioner PCT #1


Johnny Gee, Commissioner PCT #2


John McGregor, Commissioner PCT #3


Richard Keen, Commissioner PCT #4

| DEBIT ACCT | CREDIT ACCT | CODES | PRIMARY | SECONDARY | COMBINED | DISTRIBUTION DESCRIPTION |
|------------|-------------|--------|----------------------|----------------------|----------------------|---|
| 10-420-205 | 10-100-105 | 00 046 | 0.00 | 11.25 3,394.17 | 11.25 3,394.17 | PAYROLL EMPLOYER MATCHING - ZURICH ** ** * ACCOUNT SUB-TOTAL |
| 10-430-101 | 10-100-105 | 00 000 | 3,958.34 3,958.34 | 0.00 | 3,958.34 3,958.34 | PAYROLL EMPLOYEE TRANSFER - SALARY EXPENSE ** ** * ACCOUNT SUB-TOTAL |
| 10-430-103 | 10-100-105 | 00 000 | 3,333.34 3,333.34 | 0.00 | 3,333.34 3,333.34 | PAYROLL EMPLOYEE TRANSFER - SALARY EXPENSE ** ** * ACCOUNT SUB-TOTAL |
| 10-430-121 | 10-100-105 | 00 000 | 1,944.38 1,944.38 | 0.00 | 1,944.38 1,944.38 | PAYROLL EMPLOYEE TRANSFER - SALARY EXPENSE ** ** * ACCOUNT SUB-TOTAL |
| 10-430-200 | 10-100-105 | 00 001 | 0.00 | 529.84 529.84 | 529.84 529.84 | PAYROLL EMPLOYER SOC-SEC. MATCHING EXPENSE ** ** * ACCOUNT SUB-TOTAL |
| 10-430-201 | 10-100-105 | 00 099 | 0.00 | 123.91 123.91 | 123.91 123.91 | PAYROLL EMPLOYER MEDICARE MATCHING EXPENSE ** ** * ACCOUNT SUB-TOTAL |
| 10-430-202 | 10-100-105 | 00 003 | 0.00 | 1,015.97 1,015.97 | 1,015.97 1,015.97 | PAYROLL EMPLOYER MATCHING - TCDRS ** ** * ACCOUNT SUB-TOTAL |
| 10-430-205 | 10-100-105 | 00 008 | | 9.28 | 9.28 | PAYROLL EMPLOYER MATCHING - BCBS/LIFE, AD&D |
| 10-430-205 | 10-100-105 | 00 009 | | 2,246.00 | 2,246.00 | PAYROLL EMPLOYER MATCHING - BC/BS |
| 10-430-205 | 10-100-105 | 00 046 | 0.00 | 7.50 2,262.78 | 7.50 2,262.78 | PAYROLL EMPLOYER MATCHING - ZURICH ** ** * ACCOUNT SUB-TOTAL |
| 10-440-101 | 10-100-105 | 00 000 | 3,958.34 3,958.34 | 0.00 | 3,958.34 3,958.34 | PAYROLL EMPLOYEE TRANSFER - SALARY EXPENSE ** ** * ACCOUNT SUB-TOTAL |
| 10-440-110 | 10-100-105 | 00 000 | 3,583.34 3,583.34 | 0.00 | 3,583.34 3,583.34 | PAYROLL EMPLOYEE TRANSFER - SALARY EXPENSE ** ** * ACCOUNT SUB-TOTAL |
| 10-440-200 | 10-100-105 | 00 001 | 0.00 | 451.41 451.41 | 451.41 451.41 | PAYROLL EMPLOYER SOC-SEC. MATCHING EXPENSE ** ** * ACCOUNT SUB-TOTAL |
| 10-440-201 | 10-100-105 | 00 099 | 0.00 | 105.57 105.57 | 105.57 105.57 | PAYROLL EMPLOYER MEDICARE MATCHING EXPENSE ** ** * ACCOUNT SUB-TOTAL |
| 10-440-202 | 10-100-105 | 00 003 | 0.00 | 829.59 829.59 | 829.59 829.59 | PAYROLL EMPLOYER MATCHING - TCDRS ** ** * ACCOUNT SUB-TOTAL |
| 10-440-205 | 10-100-105 | 00 008 | | 9.28 | 9.28 | PAYROLL EMPLOYER MATCHING - BCBS/LIFE, AD&D |
| 10-440-205 | 10-100-105 | 00 009 | | 2,246.00 | 2,246.00 | PAYROLL EMPLOYER MATCHING - BC/BS |
| 10-440-205 | 10-100-105 | 00 046 | 0.00 | 7.50 2,262.78 | 7.50 2,262.78 | PAYROLL EMPLOYER MATCHING - ZURICH ** ** * ACCOUNT SUB-TOTAL |
| 10-445-111 | 10-100-105 | 00 000 | 3,333.34 3,333.34 | 0.00 | 3,333.34 3,333.34 | PAYROLL EMPLOYEE TRANSFER - SALARY EXPENSE ** ** * ACCOUNT SUB-TOTAL |
| 10-445-200 | 10-100-105 | 00 001 | 0.00 | 202.01 202.01 | 202.01 202.01 | PAYROLL EMPLOYER SOC-SEC. MATCHING EXPENSE ** ** * ACCOUNT SUB-TOTAL |
| 10-445-201 | 10-100-105 | 00 099 | 0.00 | 47.24 47.24 | 47.24 47.24 | PAYROLL EMPLOYER MEDICARE MATCHING EXPENSE ** ** * ACCOUNT SUB-TOTAL |
| 10-445-202 | 10-100-105 | 00 003 | 0.00 | 366.67 366.67 | 366.67 366.67 | PAYROLL EMPLOYER MATCHING - TCDRS ** ** * ACCOUNT SUB-TOTAL |
| 10-445-205 | 10-100-105 | 00 008 | | 4.64 | 4.64 | PAYROLL EMPLOYER MATCHING - BCBS/LIFE, AD&D |
| 10-445-205 | 10-100-105 | 00 009 | | 1,123.00 | 1,123.00 | PAYROLL EMPLOYER MATCHING - BC/BS |

| DEBIT ACCT | CREDIT ACCT | CODES | PRIMARY | SECONDARY | COMBINED | DISTRIBUTION DESCRIPTION |
|------------|-------------|--------|----------------------|----------------------|----------------------|---|
| 10-445-205 | 10-100-105 | 00 046 | 0.00 | 3.75 1,131.39 | 3.75 1,131.39 | PAYROLL EMPLOYER MATCHING - ZURICH ** ** * ACCOUNT SUB-TOTAL |
| 10-450-101 | 10-100-105 | 00 000 | 4,041.67 4,041.67 | 0.00 | 4,041.67 4,041.67 | PAYROLL EMPLOYEE TRANSFER - SALARY EXPENSE ** ** * ACCOUNT SUB-TOTAL |
| 10-450-121 | 10-100-105 | 00 000 | 5,466.63 5,466.63 | 0.00 | 5,466.63 5,466.63 | PAYROLL EMPLOYEE TRANSFER - SALARY EXPENSE ** ** * ACCOUNT SUB-TOTAL |
| 10-450-200 | 10-100-105 | 00 001 | 0.00 | 620.51 620.51 | 620.51 620.51 | PAYROLL EMPLOYER SOC-SEC. MATCHING EXPENSE ** ** * ACCOUNT SUB-TOTAL |
| 10-450-201 | 10-100-105 | 00 099 | 0.00 | 145.12 145.12 | 145.12 145.12 | PAYROLL EMPLOYER MEDICARE MATCHING EXPENSE ** ** * ACCOUNT SUB-TOTAL |
| 10-450-202 | 10-100-105 | 00 003 | 0.00 | 1,100.91 1,100.91 | 1,100.91 1,100.91 | PAYROLL EMPLOYER MATCHING - TCDRS ** ** * ACCOUNT SUB-TOTAL |
| 10-450-205 | 10-100-105 | 00 008 | | 3.02 | 3.02 | PAYROLL EMPLOYER MATCHING - BCBS/LIFE, AD&D |
| 10-450-205 | 10-100-105 | 00 009 | | 1,123.00 | 1,123.00 | PAYROLL EMPLOYER MATCHING - BC/BS |
| 10-450-205 | 10-100-105 | 00 046 | 0.00 | 3.75 1,129.77 | 3.75 1,129.77 | PAYROLL EMPLOYER MATCHING - ZURICH ** ** * ACCOUNT SUB-TOTAL |
| 10-450-215 | 10-100-105 | 00 000 | 500.00 500.00 | 0.00 | 500.00 500.00 | PAYROLL EMPLOYEE TRANSFER - SALARY EXPENSE ** ** * ACCOUNT SUB-TOTAL |
| 10-460-101 | 10-100-105 | 00 000 | 3,958.34 3,958.34 | 0.00 | 3,958.34 3,958.34 | PAYROLL EMPLOYEE TRANSFER - SALARY EXPENSE ** ** * ACCOUNT SUB-TOTAL |
| 10-460-110 | 10-100-105 | 00 000 | 3,583.34 3,583.34 | 0.00 | 3,583.34 3,583.34 | PAYROLL EMPLOYEE TRANSFER - SALARY EXPENSE ** ** * ACCOUNT SUB-TOTAL |
| 10-460-200 | 10-100-105 | 00 001 | 0.00 | 412.81 412.81 | 412.81 412.81 | PAYROLL EMPLOYER SOC-SEC. MATCHING EXPENSE ** ** * ACCOUNT SUB-TOTAL |
| 10-460-201 | 10-100-105 | 00 099 | 0.00 | 96.54 96.54 | 96.54 96.54 | PAYROLL EMPLOYER MEDICARE MATCHING EXPENSE ** ** * ACCOUNT SUB-TOTAL |
| 10-460-202 | 10-100-105 | 00 003 | 0.00 | 829.59 829.59 | 829.59 829.59 | PAYROLL EMPLOYER MATCHING - TCDRS ** ** * ACCOUNT SUB-TOTAL |
| 10-460-205 | 10-100-105 | 00 008 | | 9.28 | 9.28 | PAYROLL EMPLOYER MATCHING - BCBS/LIFE, AD&D |
| 10-460-205 | 10-100-105 | 00 009 | | 1,123.00 | 1,123.00 | PAYROLL EMPLOYER MATCHING - BC/BS |
| 10-460-205 | 10-100-105 | 00 046 | 0.00 | 7.50 1,139.78 | 7.50 1,139.78 | PAYROLL EMPLOYER MATCHING - ZURICH ** ** * ACCOUNT SUB-TOTAL |
| 10-470-102 | 10-100-105 | 00 000 | 4,583.34 4,583.34 | 0.00 | 4,583.34 4,583.34 | PAYROLL EMPLOYEE TRANSFER - SALARY EXPENSE ** ** * ACCOUNT SUB-TOTAL |
| 10-470-200 | 10-100-105 | 00 001 | 0.00 | 284.17 284.17 | 284.17 284.17 | PAYROLL EMPLOYER SOC-SEC. MATCHING EXPENSE ** ** * ACCOUNT SUB-TOTAL |
| 10-470-201 | 10-100-105 | 00 099 | 0.00 | 66.46 66.46 | 66.46 66.46 | PAYROLL EMPLOYER MEDICARE MATCHING EXPENSE ** ** * ACCOUNT SUB-TOTAL |
| 10-470-202 | 10-100-105 | 00 003 | 0.00 | 504.17 504.17 | 504.17 504.17 | PAYROLL EMPLOYER MATCHING - TCDRS ** ** * ACCOUNT SUB-TOTAL |
| 10-470-205 | 10-100-105 | 00 008 | | 4.64 | 4.64 | PAYROLL EMPLOYER MATCHING - BCBS/LIFE, AD&D |
| 10-470-205 | 10-100-105 | 00 009 | | 1,123.00 | 1,123.00 | PAYROLL EMPLOYER MATCHING - BC/BS |

| DEBIT ACCT | CREDIT ACCT | CODES | PRIMARY | SECONDARY | COMBINED | DISTRIBUTION DESCRIPTION |
|------------|-------------|--------|----------------------|----------------------|----------------------|---|
| 10-470-205 | 10-100-105 | 00 046 | 0.00 | 3.75 1,131.39 | 3.75 1,131.39 | PAYROLL EMPLOYER MATCHING - ZURICH ** ** * ACCOUNT SUB-TOTAL |
| 10-480-101 | 10-100-105 | 00 000 | 3,958.34 3,958.34 | 0.00 | 3,958.34 3,958.34 | PAYROLL EMPLOYEE TRANSFER - SALARY EXPENSE ** ** * ACCOUNT SUB-TOTAL |
| 10-480-111 | 10-100-105 | 00 000 | 3,416.67 3,416.67 | 0.00 | 3,416.67 3,416.67 | PAYROLL EMPLOYEE TRANSFER - SALARY EXPENSE ** ** * ACCOUNT SUB-TOTAL |
| 10-480-112 | 10-100-105 | 00 000 | 3,333.34 3,333.34 | 0.00 | 3,333.34 3,333.34 | PAYROLL EMPLOYEE TRANSFER - SALARY EXPENSE ** ** * ACCOUNT SUB-TOTAL |
| 10-480-200 | 10-100-105 | 00 001 | 0.00 | 662.05 662.05 | 662.05 662.05 | PAYROLL EMPLOYER SOC-SEC. MATCHING EXPENSE ** ** * ACCOUNT SUB-TOTAL |
| 10-480-201 | 10-100-105 | 00 099 | 0.00 | 154.83 154.83 | 154.83 154.83 | PAYROLL EMPLOYER MEDICARE MATCHING EXPENSE ** ** * ACCOUNT SUB-TOTAL |
| 10-480-202 | 10-100-105 | 00 003 | 0.00 | 1,177.92 1,177.92 | 1,177.92 1,177.92 | PAYROLL EMPLOYER MATCHING - TCDRS ** ** * ACCOUNT SUB-TOTAL |
| 10-480-205 | 10-100-105 | 00 008 | | 13.92 | 13.92 | PAYROLL EMPLOYER MATCHING - BCBS/LIFE, AD&D |
| 10-480-205 | 10-100-105 | 00 009 | | 3,369.00 | 3,369.00 | PAYROLL EMPLOYER MATCHING - BC/BS |
| 10-480-205 | 10-100-105 | 00 046 | 0.00 | 11.25 3,394.17 | 11.25 3,394.17 | PAYROLL EMPLOYER MATCHING - ZURICH ** ** * ACCOUNT SUB-TOTAL |
| 10-490-102 | 10-100-105 | 00 000 | 2,011.86 2,011.86 | 0.00 | 2,011.86 2,011.86 | PAYROLL EMPLOYEE TRANSFER - SALARY EXPENSE ** ** * ACCOUNT SUB-TOTAL |
| 10-490-104 | 10-100-105 | 00 000 | 1,318.34 1,318.34 | 0.00 | 1,318.34 1,318.34 | PAYROLL EMPLOYEE TRANSFER - SALARY EXPENSE ** ** * ACCOUNT SUB-TOTAL |
| 10-490-200 | 10-100-105 | 00 001 | 0.00 | 206.48 206.48 | 206.48 206.48 | PAYROLL EMPLOYER SOC-SEC. MATCHING EXPENSE ** ** * ACCOUNT SUB-TOTAL |
| 10-490-201 | 10-100-105 | 00 099 | 0.00 | 48.29 48.29 | 48.29 48.29 | PAYROLL EMPLOYER MEDICARE MATCHING EXPENSE ** ** * ACCOUNT SUB-TOTAL |
| 10-490-202 | 10-100-105 | 00 003 | 0.00 | 366.32 366.32 | 366.32 366.32 | PAYROLL EMPLOYER MATCHING - TCDRS ** ** * ACCOUNT SUB-TOTAL |
| 10-490-205 | 10-100-105 | 00 046 | 0.00 | 7.50 7.50 | 7.50 7.50 | PAYROLL EMPLOYER MATCHING - ZURICH ** ** * ACCOUNT SUB-TOTAL |
| 10-500-111 | 10-100-105 | 00 000 | 3,416.67 3,416.67 | 0.00 | 3,416.67 3,416.67 | PAYROLL EMPLOYEE TRANSFER - SALARY EXPENSE ** ** * ACCOUNT SUB-TOTAL |
| 10-500-112 | 10-100-105 | 00 000 | 2,916.67 2,916.67 | 0.00 | 2,916.67 2,916.67 | PAYROLL EMPLOYEE TRANSFER - SALARY EXPENSE ** ** * ACCOUNT SUB-TOTAL |
| 10-500-200 | 10-100-105 | 00 001 | 0.00 | 328.65 328.65 | 328.65 328.65 | PAYROLL EMPLOYER SOC-SEC. MATCHING EXPENSE ** ** * ACCOUNT SUB-TOTAL |
| 10-500-201 | 10-100-105 | 00 099 | 0.00 | 76.86 76.86 | 76.86 76.86 | PAYROLL EMPLOYER MEDICARE MATCHING EXPENSE ** ** * ACCOUNT SUB-TOTAL |
| 10-500-202 | 10-100-105 | 00 003 | 0.00 | 696.66 696.66 | 696.66 696.66 | PAYROLL EMPLOYER MATCHING - TCDRS ** ** * ACCOUNT SUB-TOTAL |
| 10-500-205 | 10-100-105 | 00 008 | | 9.28 | 9.28 | PAYROLL EMPLOYER MATCHING - BCBS/LIFE, AD&D |

| DEBIT ACCT | CREDIT ACCT | CODES | PRIMARY | SECONDARY | COMBINED | DISTRIBUTION DESCRIPTION |
|------------|-------------|--------|----------|-----------|----------|---|
| 10-500-205 | 10-100-105 | 00 009 | | 2,246.00 | 2,246.00 | PAYROLL EMPLOYER MATCHING - BC/BS |
| 10-500-205 | 10-100-105 | 00 046 | | 7.50 | 7.50 | PAYROLL EMPLOYER MATCHING - ZURICH |
| | | | 0.00 | 2,262.78 | 2,262.78 | ** ** * ACCOUNT SUB-TOTAL |
| 10-510-110 | 10-100-105 | 00 000 | 3,583.34 | | 3,583.34 | PAYROLL EMPLOYEE TRANSFER - SALARY EXPENSE |
| | | | 3,583.34 | 0.00 | 3,583.34 | ** ** * ACCOUNT SUB-TOTAL |
| 10-510-112 | 10-100-105 | 00 000 | 3,416.67 | | 3,416.67 | PAYROLL EMPLOYEE TRANSFER - SALARY EXPENSE |
| | | | 3,416.67 | 0.00 | 3,416.67 | ** ** * ACCOUNT SUB-TOTAL |
| 10-510-200 | 10-100-105 | 00 001 | | 431.90 | 431.90 | PAYROLL EMPLOYER SOC-SEC. MATCHING EXPENSE |
| | | | 0.00 | 431.90 | 431.90 | ** ** * ACCOUNT SUB-TOTAL |
| 10-510-201 | 10-100-105 | 00 099 | | 101.01 | 101.01 | PAYROLL EMPLOYER MEDICARE MATCHING EXPENSE |
| | | | 0.00 | 101.01 | 101.01 | ** ** * ACCOUNT SUB-TOTAL |
| 10-510-202 | 10-100-105 | 00 003 | | 770.00 | 770.00 | PAYROLL EMPLOYER MATCHING - TCDRS |
| | | | 0.00 | 770.00 | 770.00 | ** ** * ACCOUNT SUB-TOTAL |
| 10-510-205 | 10-100-105 | 00 008 | | 9.28 | 9.28 | PAYROLL EMPLOYER MATCHING - BCBS/LIFE, AD&D |
| 10-510-205 | 10-100-105 | 00 009 | | 2,246.00 | 2,246.00 | PAYROLL EMPLOYER MATCHING - BC/BS |
| 10-510-205 | 10-100-105 | 00 046 | | 7.50 | 7.50 | PAYROLL EMPLOYER MATCHING - ZURICH |
| | | | 0.00 | 2,262.78 | 2,262.78 | ** ** * ACCOUNT SUB-TOTAL |
| 10-530-101 | 10-100-105 | 00 000 | 3,958.34 | | 3,958.34 | PAYROLL EMPLOYEE TRANSFER - SALARY EXPENSE |
| | | | 3,958.34 | 0.00 | 3,958.34 | ** ** * ACCOUNT SUB-TOTAL |
| 10-530-111 | 10-100-105 | 00 000 | 3,416.67 | | 3,416.67 | PAYROLL EMPLOYEE TRANSFER - SALARY EXPENSE |
| | | | 3,416.67 | 0.00 | 3,416.67 | ** ** * ACCOUNT SUB-TOTAL |
| 10-530-112 | 10-100-105 | 00 000 | 3,333.34 | | 3,333.34 | PAYROLL EMPLOYEE TRANSFER - SALARY EXPENSE |
| | | | 3,333.34 | 0.00 | 3,333.34 | ** ** * ACCOUNT SUB-TOTAL |
| 10-530-200 | 10-100-105 | 00 001 | | 663.92 | 663.92 | PAYROLL EMPLOYER SOC-SEC. MATCHING EXPENSE |
| | | | 0.00 | 663.92 | 663.92 | ** ** * ACCOUNT SUB-TOTAL |
| 10-530-201 | 10-100-105 | 00 099 | | 155.27 | 155.27 | PAYROLL EMPLOYER MEDICARE MATCHING EXPENSE |
| | | | 0.00 | 155.27 | 155.27 | ** ** * ACCOUNT SUB-TOTAL |
| 10-530-202 | 10-100-105 | 00 003 | | 1,177.92 | 1,177.92 | PAYROLL EMPLOYER MATCHING - TCDRS |
| | | | 0.00 | 1,177.92 | 1,177.92 | ** ** * ACCOUNT SUB-TOTAL |
| 10-530-205 | 10-100-105 | 00 008 | | 12.30 | 12.30 | PAYROLL EMPLOYER MATCHING - BCBS/LIFE, AD&D |
| 10-530-205 | 10-100-105 | 00 009 | | 2,246.00 | 2,246.00 | PAYROLL EMPLOYER MATCHING - BC/BS |
| 10-530-205 | 10-100-105 | 00 046 | | 11.25 | 11.25 | PAYROLL EMPLOYER MATCHING - ZURICH |
| | | | 0.00 | 2,269.55 | 2,269.55 | ** ** * ACCOUNT SUB-TOTAL |
| 10-540-111 | 10-100-105 | 00 000 | 3,416.67 | | 3,416.67 | PAYROLL EMPLOYEE TRANSFER - SALARY EXPENSE |
| | | | 3,416.67 | 0.00 | 3,416.67 | ** ** * ACCOUNT SUB-TOTAL |
| 10-540-200 | 10-100-105 | 00 001 | | 145.24 | 145.24 | PAYROLL EMPLOYER SOC-SEC. MATCHING EXPENSE |
| | | | 0.00 | 145.24 | 145.24 | ** ** * ACCOUNT SUB-TOTAL |
| 10-540-201 | 10-100-105 | 00 099 | | 33.97 | 33.97 | PAYROLL EMPLOYER MEDICARE MATCHING EXPENSE |
| | | | 0.00 | 33.97 | 33.97 | ** ** * ACCOUNT SUB-TOTAL |
| 10-540-202 | 10-100-105 | 00 003 | | 375.83 | 375.83 | PAYROLL EMPLOYER MATCHING - TCDRS |
| | | | 0.00 | 375.83 | 375.83 | ** ** * ACCOUNT SUB-TOTAL |
| 10-540-205 | 10-100-105 | 00 008 | | 4.64 | 4.64 | PAYROLL EMPLOYER MATCHING - BCBS/LIFE, AD&D |

| DEBIT ACCT | CREDIT ACCT | CODES | PRIMARY | SECONDARY | COMBINED | DISTRIBUTION DESCRIPTION |
|------------|-------------|--------|------------|-----------|------------|---|
| 10-540-205 | 10-100-105 | 00 009 | | 1,123.00 | 1,123.00 | PAYROLL EMPLOYER MATCHING - BC/BS |
| 10-540-205 | 10-100-105 | 00 046 | | 3.75 | 3.75 | PAYROLL EMPLOYER MATCHING - ZURICH |
| | | | 0.00 | 1,131.39 | 1,131.39 | ** ** * ACCOUNT SUB-TOTAL |
| 10-550-111 | 10-100-105 | 00 000 | 156.20 | | 156.20 | PAYROLL EMPLOYEE TRANSFER - SALARY EXPENSE |
| | | | 156.20 | 0.00 | 156.20 | ** ** * ACCOUNT SUB-TOTAL |
| 10-550-200 | 10-100-105 | 00 001 | | 9.68 | 9.68 | PAYROLL EMPLOYER SOC-SEC. MATCHING EXPENSE |
| | | | 0.00 | 9.68 | 9.68 | ** ** * ACCOUNT SUB-TOTAL |
| 10-550-201 | 10-100-105 | 00 099 | | 2.26 | 2.26 | PAYROLL EMPLOYER MEDICARE MATCHING EXPENSE |
| | | | 0.00 | 2.26 | 2.26 | ** ** * ACCOUNT SUB-TOTAL |
| 10-560-103 | 10-100-105 | 00 000 | 3,416.67 | | 3,416.67 | PAYROLL EMPLOYEE TRANSFER - SALARY EXPENSE |
| | | | 3,416.67 | 0.00 | 3,416.67 | ** ** * ACCOUNT SUB-TOTAL |
| 10-560-200 | 10-100-105 | 00 001 | | 211.83 | 211.83 | PAYROLL EMPLOYER SOC-SEC. MATCHING EXPENSE |
| | | | 0.00 | 211.83 | 211.83 | ** ** * ACCOUNT SUB-TOTAL |
| 10-560-201 | 10-100-105 | 00 099 | | 49.54 | 49.54 | PAYROLL EMPLOYER MEDICARE MATCHING EXPENSE |
| | | | 0.00 | 49.54 | 49.54 | ** ** * ACCOUNT SUB-TOTAL |
| 10-560-202 | 10-100-105 | 00 003 | | 375.83 | 375.83 | PAYROLL EMPLOYER MATCHING - TCDRS |
| | | | 0.00 | 375.83 | 375.83 | ** ** * ACCOUNT SUB-TOTAL |
| 10-560-205 | 10-100-105 | 00 008 | | 4.64 | 4.64 | PAYROLL EMPLOYER MATCHING - BCBS/LIFE, AD&D |
| 10-560-205 | 10-100-105 | 00 009 | | 1,123.00 | 1,123.00 | PAYROLL EMPLOYER MATCHING - BC/BS |
| 10-560-205 | 10-100-105 | 00 046 | | 3.75 | 3.75 | PAYROLL EMPLOYER MATCHING - ZURICH |
| | | | 0.00 | 1,131.39 | 1,131.39 | ** ** * ACCOUNT SUB-TOTAL |
| 10-700-101 | 10-100-105 | 00 000 | 4,166.67 | | 4,166.67 | PAYROLL EMPLOYEE TRANSFER - SALARY EXPENSE |
| | | | 4,166.67 | 0.00 | 4,166.67 | ** ** * ACCOUNT SUB-TOTAL |
| 10-700-105 | 10-100-105 | 00 000 | 79,520.86 | | 79,520.86 | PAYROLL EMPLOYEE TRANSFER - SALARY EXPENSE |
| | | | 79,520.86 | 0.00 | 79,520.86 | ** ** * ACCOUNT SUB-TOTAL |
| 10-700-106 | 10-100-105 | 00 000 | 270.00 | | 270.00 | PAYROLL EMPLOYEE TRANSFER - SALARY EXPENSE |
| | | | 270.00 | 0.00 | 270.00 | ** ** * ACCOUNT SUB-TOTAL |
| 10-700-200 | 10-100-105 | 00 001 | | 5,027.32 | 5,027.32 | PAYROLL EMPLOYER SOC-SEC. MATCHING EXPENSE |
| | | | 0.00 | 5,027.32 | 5,027.32 | ** ** * ACCOUNT SUB-TOTAL |
| 10-700-201 | 10-100-105 | 00 099 | | 1,175.74 | 1,175.74 | PAYROLL EMPLOYER MEDICARE MATCHING EXPENSE |
| | | | 0.00 | 1,175.74 | 1,175.74 | ** ** * ACCOUNT SUB-TOTAL |
| 10-700-202 | 10-100-105 | 00 003 | | 9,205.63 | 9,205.63 | PAYROLL EMPLOYER MATCHING - TCDRS |
| | | | 0.00 | 9,205.63 | 9,205.63 | ** ** * ACCOUNT SUB-TOTAL |
| 10-700-205 | 10-100-105 | 00 008 | | 111.36 | 111.36 | PAYROLL EMPLOYER MATCHING - BCBS/LIFE, AD&D |
| 10-700-205 | 10-100-105 | 00 009 | | 26,952.00 | 26,952.00 | PAYROLL EMPLOYER MATCHING - BC/BS |
| 10-700-205 | 10-100-105 | 00 046 | | 90.00 | 90.00 | PAYROLL EMPLOYER MATCHING - ZURICH |
| | | | 0.00 | 27,153.36 | 27,153.36 | ** ** * ACCOUNT SUB-TOTAL |
| | | | 192,361.31 | 89,345.81 | 281,707.12 | ** ** * FUND SUB-TOTAL |
| 19-720-105 | 19-100-105 | 00 000 | 827.20 | | 827.20 | PAYROLL EMPLOYEE TRANSFER - SALARY EXPENSE |
| | | | 827.20 | 0.00 | 827.20 | ** ** * ACCOUNT SUB-TOTAL |
| 19-720-200 | 19-100-105 | 00 001 | | 51.29 | 51.29 | PAYROLL EMPLOYER SOC-SEC. MATCHING EXPENSE |
| | | | 0.00 | 51.29 | 51.29 | ** ** * ACCOUNT SUB-TOTAL |

| DEBIT ACCT | CREDIT ACCT | CODES | PRIMARY | SECONDARY | COMBINED | DISTRIBUTION DESCRIPTION |
|------------|-------------|--------|-----------|-----------|-----------|---|
| 19-720-201 | 19-100-105 | 00 099 | | 11.99 | 11.99 | PAYROLL EMPLOYER MEDICARE MATCHING EXPENSE |
| | | | 0.00 | 11.99 | 11.99 | ** ** * ACCOUNT SUB-TOTAL |
| | | | 827.20 | 63.28 | 890.48 | ** ** * FUND SUB-TOTAL |
| 20-725-103 | 20-100-105 | 00 000 | 395.00 | | 395.00 | PAYROLL EMPLOYEE TRANSFER - SALARY EXPENSE |
| | | | 395.00 | 0.00 | 395.00 | ** ** * ACCOUNT SUB-TOTAL |
| 20-725-200 | 20-100-105 | 00 001 | | 24.49 | 24.49 | PAYROLL EMPLOYER SOC-SEC. MATCHING EXPENSE |
| | | | 0.00 | 24.49 | 24.49 | ** ** * ACCOUNT SUB-TOTAL |
| 20-725-201 | 20-100-105 | 00 099 | | 5.73 | 5.73 | PAYROLL EMPLOYER MEDICARE MATCHING EXPENSE |
| | | | 0.00 | 5.73 | 5.73 | ** ** * ACCOUNT SUB-TOTAL |
| | | | 395.00 | 30.22 | 425.22 | ** ** * FUND SUB-TOTAL |
| 21-721-101 | 21-100-105 | 00 000 | 4,041.67 | | 4,041.67 | PAYROLL EMPLOYEE TRANSFER - SALARY EXPENSE |
| | | | 4,041.67 | 0.00 | 4,041.67 | ** ** * ACCOUNT SUB-TOTAL |
| 21-721-107 | 21-100-105 | 00 000 | 14,083.34 | | 14,083.34 | PAYROLL EMPLOYEE TRANSFER - SALARY EXPENSE |
| | | | 14,083.34 | 0.00 | 14,083.34 | ** ** * ACCOUNT SUB-TOTAL |
| 21-721-200 | 21-100-105 | 00 001 | | 1,109.39 | 1,109.39 | PAYROLL EMPLOYER SOC-SEC. MATCHING EXPENSE |
| | | | 0.00 | 1,109.39 | 1,109.39 | ** ** * ACCOUNT SUB-TOTAL |
| 21-721-201 | 21-100-105 | 00 099 | | 259.46 | 259.46 | PAYROLL EMPLOYER MEDICARE MATCHING EXPENSE |
| | | | 0.00 | 259.46 | 259.46 | ** ** * ACCOUNT SUB-TOTAL |
| 21-721-202 | 21-100-105 | 00 003 | | 1,993.75 | 1,993.75 | PAYROLL EMPLOYER MATCHING - TCDRS |
| | | | 0.00 | 1,993.75 | 1,993.75 | ** ** * ACCOUNT SUB-TOTAL |
| 21-721-205 | 21-100-105 | 00 008 | | 20.42 | 20.42 | PAYROLL EMPLOYER MATCHING - BCBS/LIFE, AD&D |
| 21-721-205 | 21-100-105 | 00 009 | | 5,615.00 | 5,615.00 | PAYROLL EMPLOYER MATCHING - BC/BS |
| 21-721-205 | 21-100-105 | 00 046 | | 18.75 | 18.75 | PAYROLL EMPLOYER MATCHING - ZURICH |
| | | | 0.00 | 5,654.17 | 5,654.17 | ** ** * ACCOUNT SUB-TOTAL |
| | | | 18,125.01 | 9,016.77 | 27,141.78 | ** ** * FUND SUB-TOTAL |
| 22-722-101 | 22-100-105 | 00 000 | 4,041.67 | | 4,041.67 | PAYROLL EMPLOYEE TRANSFER - SALARY EXPENSE |
| | | | 4,041.67 | 0.00 | 4,041.67 | ** ** * ACCOUNT SUB-TOTAL |
| 22-722-107 | 22-100-105 | 00 000 | 10,583.34 | | 10,583.34 | PAYROLL EMPLOYEE TRANSFER - SALARY EXPENSE |
| 22-722-107 | 22-100-105 | 06 000 | 181.71 | | 181.71 | PAYROLL EMPLOYEE TRANSFER - ADJUSTMENT TO G |
| | | | 10,765.05 | 0.00 | 10,765.05 | ** ** * ACCOUNT SUB-TOTAL |
| 22-722-200 | 22-100-105 | 00 001 | | 912.70 | 912.70 | PAYROLL EMPLOYER SOC-SEC. MATCHING EXPENSE |
| | | | 0.00 | 912.70 | 912.70 | ** ** * ACCOUNT SUB-TOTAL |
| 22-722-201 | 22-100-105 | 00 099 | | 213.45 | 213.45 | PAYROLL EMPLOYER MEDICARE MATCHING EXPENSE |
| | | | 0.00 | 213.45 | 213.45 | ** ** * ACCOUNT SUB-TOTAL |
| 22-722-202 | 22-100-105 | 00 003 | | 1,628.74 | 1,628.74 | PAYROLL EMPLOYER MATCHING - TCDRS |
| | | | 0.00 | 1,628.74 | 1,628.74 | ** ** * ACCOUNT SUB-TOTAL |
| 22-722-205 | 22-100-105 | 00 008 | | 13.92 | 13.92 | PAYROLL EMPLOYER MATCHING - BCBS/LIFE, AD&D |
| 22-722-205 | 22-100-105 | 00 009 | | 3,369.00 | 3,369.00 | PAYROLL EMPLOYER MATCHING - BC/BS |
| 22-722-205 | 22-100-105 | 00 046 | | 11.25 | 11.25 | PAYROLL EMPLOYER MATCHING - ZURICH |
| | | | 0.00 | 3,394.17 | 3,394.17 | ** ** * ACCOUNT SUB-TOTAL |
| | | | 14,806.72 | 6,149.06 | 20,955.78 | ** ** * FUND SUB-TOTAL |

| DEBIT ACCT | CREDIT ACCT | CODES | PRIMARY | SECONDARY | COMBINED | DISTRIBUTION DESCRIPTION |
|------------|-------------|--------|------------------------|----------------------|------------------------|---|
| 23-723-101 | 23-100-105 | 00 000 | 4,041.67 4,041.67 | 0.00 | 4,041.67 4,041.67 | PAYROLL EMPLOYEE TRANSFER - SALARY EXPENSE ** ** * ACCOUNT SUB-TOTAL |
| 23-723-107 | 23-100-105 | 00 000 | 10,500.00 10,500.00 | 0.00 | 10,500.00 10,500.00 | PAYROLL EMPLOYEE TRANSFER - SALARY EXPENSE ** ** * ACCOUNT SUB-TOTAL |
| 23-723-200 | 23-100-105 | 00 001 | 0.00 | 898.75 898.75 | 898.75 898.75 | PAYROLL EMPLOYER SOC-SEC. MATCHING EXPENSE ** ** * ACCOUNT SUB-TOTAL |
| 23-723-201 | 23-100-105 | 00 099 | 0.00 | 210.20 210.20 | 210.20 210.20 | PAYROLL EMPLOYER MEDICARE MATCHING EXPENSE ** ** * ACCOUNT SUB-TOTAL |
| 23-723-202 | 23-100-105 | 00 003 | 0.00 | 1,599.58 1,599.58 | 1,599.58 1,599.58 | PAYROLL EMPLOYER MATCHING - TCDRS ** ** * ACCOUNT SUB-TOTAL |
| 23-723-205 | 23-100-105 | 00 008 | | 16.94 | 16.94 | PAYROLL EMPLOYER MATCHING - BCBS/LIFE, AD&D |
| 23-723-205 | 23-100-105 | 00 009 | | 4,492.00 | 4,492.00 | PAYROLL EMPLOYER MATCHING - BC/BS |
| 23-723-205 | 23-100-105 | 00 046 | | 15.00 | 15.00 | PAYROLL EMPLOYER MATCHING - ZURICH |
| | | | 0.00 | 4,523.94 | 4,523.94 | ** ** * ACCOUNT SUB-TOTAL |
| | | | 14,541.67 | 7,232.47 | 21,774.14 | ** ** * FUND SUB-TOTAL |
| 24-724-101 | 24-100-105 | 00 000 | 4,041.67 4,041.67 | 0.00 | 4,041.67 4,041.67 | PAYROLL EMPLOYEE TRANSFER - SALARY EXPENSE ** ** * ACCOUNT SUB-TOTAL |
| 24-724-107 | 24-100-105 | 00 000 | 14,083.34 14,083.34 | 0.00 | 14,083.34 14,083.34 | PAYROLL EMPLOYEE TRANSFER - SALARY EXPENSE ** ** * ACCOUNT SUB-TOTAL |
| 24-724-114 | 24-100-105 | 00 000 | 2,700.00 2,700.00 | 0.00 | 2,700.00 2,700.00 | PAYROLL EMPLOYEE TRANSFER - SALARY EXPENSE ** ** * ACCOUNT SUB-TOTAL |
| 24-724-200 | 24-100-105 | 00 001 | 0.00 | 1,226.99 1,226.99 | 1,226.99 1,226.99 | PAYROLL EMPLOYER SOC-SEC. MATCHING EXPENSE ** ** * ACCOUNT SUB-TOTAL |
| 24-724-201 | 24-100-105 | 00 099 | 0.00 | 286.96 286.96 | 286.96 286.96 | PAYROLL EMPLOYER MEDICARE MATCHING EXPENSE ** ** * ACCOUNT SUB-TOTAL |
| 24-724-202 | 24-100-105 | 00 003 | 0.00 | 1,993.75 1,993.75 | 1,993.75 1,993.75 | PAYROLL EMPLOYER MATCHING - TCDRS ** ** * ACCOUNT SUB-TOTAL |
| 24-724-205 | 24-100-105 | 00 008 | | 23.20 | 23.20 | PAYROLL EMPLOYER MATCHING - BCBS/LIFE, AD&D |
| 24-724-205 | 24-100-105 | 00 009 | | 5,615.00 | 5,615.00 | PAYROLL EMPLOYER MATCHING - BC/BS |
| 24-724-205 | 24-100-105 | 00 046 | | 18.75 | 18.75 | PAYROLL EMPLOYER MATCHING - ZURICH |
| | | | 0.00 | 5,656.95 | 5,656.95 | ** ** * ACCOUNT SUB-TOTAL |
| | | | 20,825.01 | 9,164.65 | 29,989.66 | ** ** * FUND SUB-TOTAL |
| | | | 261,881.92 | 121,002.26 | 382,884.18 | ** REPORT TOTAL |

| DPT | LAST-NAME | FIRST-NAME | EMP | CODES*** | DESCRIPTION | PRIMARY | SECONDARY | COST-ACCT | HOURS |
|------|-------------|------------|-----|-----------|-------------|-----------|-----------|------------|-------|
| 0405 | HORTON | SIDNEY KIR | 170 | P 000 000 | SALARY | 3,958.34 | 0.00 | 10-405-101 | |
| 0405 | HORTON | SIDNEY KIR | 170 | P 000 000 | CAR ALLOWA | 700.00 | 0.00 | 10-405-215 | |
| | | SUB TOTAL | | | | 4,658.34 | 0.00 | | |
| 0410 | HALSELL | SHERRI A. | 081 | P 000 000 | SALARY | 1,194.78 | 0.00 | 10-410-104 | |
| 0410 | HOLCOMBE | WILLIAM BI | 319 | P 000 000 | SALARY | 1,194.78 | 0.00 | 10-410-104 | |
| 0410 | SKELTON | JERRI A | 147 | P 000 000 | SALARY | 3,333.34 | 0.00 | 10-410-103 | |
| | | SUB TOTAL | | | | 5,722.90 | 0.00 | | |
| 0420 | CLEVELAND | SHERRY | 278 | P 000 000 | SALARY | 3,333.34 | 0.00 | 10-420-112 | |
| 0420 | JACKSON | PATTI A. | 161 | P 000 000 | SALARY | 3,416.67 | 0.00 | 10-420-111 | |
| 0420 | LONGORIA | MARIBEL | 157 | P 000 000 | SALARY | 3,958.34 | 0.00 | 10-420-101 | |
| | | SUB TOTAL | | | | 10,708.35 | 0.00 | | |
| 0430 | FRANKLIN | SHAWNA K | 243 | P 000 000 | SALARY | 3,333.34 | 0.00 | 10-430-103 | |
| 0430 | SLAGLE | SETH C. | 242 | P 000 000 | SALARY | 3,958.34 | 0.00 | 10-430-101 | |
| 0430 | SLAGLE | SETH C. | 242 | P 000 000 | STATE SALA | 1,944.38 | 0.00 | 10-430-121 | |
| | | SUB TOTAL | | | | 9,236.06 | 0.00 | | |
| 0440 | KELTON | SASHA L. | 167 | P 000 000 | SALARY | 3,958.34 | 0.00 | 10-440-101 | |
| 0440 | MOORE | CARLA | 241 | P 000 000 | SALARY | 3,583.34 | 0.00 | 10-440-110 | |
| | | SUB TOTAL | | | | 7,541.68 | 0.00 | | |
| 0445 | MCCLAIN | VALETA | 340 | P 000 000 | SALARY | 3,333.34 | 0.00 | 10-445-111 | |
| | | SUB TOTAL | | | | 3,333.34 | 0.00 | | |
| 0450 | LIGGETT | KENNETH E. | 035 | P 000 000 | SALARY | 4,041.67 | 0.00 | 10-450-101 | |
| 0450 | LIGGETT | KENNETH E. | 035 | P 000 000 | STATE SALA | 416.63 | 0.00 | 10-450-121 | |
| 0450 | LIGGETT | KENNETH E. | 035 | P 000 000 | STATE SALA | 5,050.00 | 0.00 | 10-450-121 | |
| 0450 | LIGGETT | KENNETH E. | 035 | P 000 000 | CAR ALLOWA | 500.00 | 0.00 | 10-450-215 | |
| | | SUB TOTAL | | | | 10,008.30 | 0.00 | | |
| 0460 | BLOODWORTH | DANJA A | 112 | P 000 000 | SALARY | 3,958.34 | 0.00 | 10-460-101 | |
| 0460 | MOORE | RANDI DANN | 333 | P 000 000 | SALARY | 3,583.34 | 0.00 | 10-460-110 | |
| | | SUB TOTAL | | | | 7,541.68 | 0.00 | | |
| 0470 | BLEVINS | GINA R | 314 | P 000 000 | SALARY | 4,583.34 | 0.00 | 10-470-102 | |
| | | SUB TOTAL | | | | 4,583.34 | 0.00 | | |
| 0480 | BOWLES | MARIANNE | 229 | P 000 000 | SALARY | 3,958.34 | 0.00 | 10-480-101 | |
| 0480 | JARVIS | PATRICIA G | 008 | P 000 000 | SALARY | 3,416.67 | 0.00 | 10-480-111 | |
| 0480 | MATASKA | BECKY | 322 | P 000 000 | SALARY | 3,333.34 | 0.00 | 10-480-112 | |
| | | SUB TOTAL | | | | 10,708.35 | 0.00 | | |
| 0490 | CUNNINGHAM | AMANDA D | 318 | P 000 000 | SALARY | 1,318.34 | 0.00 | 10-490-104 | |
| 0490 | SANDERS | BETTY J. | 102 | P 000 000 | SALARY | 2,011.86 | 0.00 | 10-490-102 | |
| | | SUB TOTAL | | | | 3,330.20 | 0.00 | | |
| 0500 | JOHNSON | KRISTEN | 339 | P 000 000 | SALARY | 2,916.67 | 0.00 | 10-500-112 | |
| 0500 | RUIZ-HEARNE | NORMA J. | 012 | P 000 000 | SALARY | 3,416.67 | 0.00 | 10-500-111 | |
| | | SUB TOTAL | | | | 6,333.34 | 0.00 | | |
| 0510 | JACKSON | CLIFFORD G | 336 | P 000 000 | SALARY | 3,416.67 | 0.00 | 10-510-112 | |
| 0510 | WILSON | ROBERT | 291 | P 000 000 | SALARY | 3,583.34 | 0.00 | 10-510-110 | |
| | | SUB TOTAL | | | | 7,000.01 | 0.00 | | |

| DPT | LAST-NAME | FIRST-NAME | EMP | CODES*** | DESCRIPTION | PRIMARY | SECONDARY | COST-ACCT | HOURS |
|------|------------|------------|-----|-----------|-------------|-----------|-----------|------------|-------|
| 0530 | DAVIS | CINDY B. | 230 | P 000 000 | SALARY | 3,333.34 | 0.00 | 10-530-112 | |
| 0530 | KING | JANEY L. | 182 | P 000 000 | SALARY | 3,416.67 | 0.00 | 10-530-111 | |
| 0530 | SWENSON JR | JOHN W. | 280 | P 000 000 | SALARY | 3,958.34 | 0.00 | 10-530-101 | |
| | | SUB TOTAL | | | | 10,708.35 | 0.00 | | |
| 0540 | CARLTON | WILLIAM R | 307 | P 000 000 | SALARY | 3,416.67 | 0.00 | 10-540-111 | |
| | | SUB TOTAL | | | | 3,416.67 | 0.00 | | |
| 0550 | CARLTON | WILLIAM R | 308 | P 000 000 | SALARY | 156.20 | 0.00 | 10-550-111 | |
| | | SUB TOTAL | | | | 156.20 | 0.00 | | |
| 0560 | HALTER | JESSICA | 303 | P 000 000 | SALARY | 3,416.67 | 0.00 | 10-560-103 | |
| | | SUB TOTAL | | | | 3,416.67 | 0.00 | | |
| 0700 | BLEVINS | STACEY | 330 | P 000 000 | SALARY | 3,250.00 | 0.00 | 10-700-105 | |
| 0700 | BORTON | AUSTIN | 331 | P 000 000 | SALARY | 3,250.00 | 0.00 | 10-700-105 | |
| 0700 | BYRD | KEVIN | 343 | P 000 000 | SALARY | 270.00 | 0.00 | 10-700-106 | 18.00 |
| 0700 | BYRD | LINDA K. | 285 | P 000 000 | SALARY | 3,562.50 | 0.00 | 10-700-105 | |
| 0700 | CATRON | JOHN S. | 082 | P 000 000 | SALARY | 3,333.34 | 0.00 | 10-700-105 | |
| 0700 | DANIEL | CHRISTOPHE | 341 | P 000 000 | SALARY | 3,250.00 | 0.00 | 10-700-105 | |
| 0700 | DEMOSS | BRANDON K. | 247 | P 000 000 | SALARY | 3,500.00 | 0.00 | 10-700-105 | |
| 0700 | ELGIN | MARK R. | 272 | P 000 000 | SALARY | 3,708.34 | 0.00 | 10-700-105 | |
| 0700 | FERGUSON | JOSHUA | 295 | P 000 000 | SALARY | 3,500.00 | 0.00 | 10-700-105 | |
| 0700 | HASTWELL | MITCH | 335 | P 000 000 | SALARY | 3,291.67 | 0.00 | 10-700-105 | |
| 0700 | HEATON | KERRI L | 209 | P 000 000 | SALARY | 3,562.50 | 0.00 | 10-700-105 | |
| 0700 | JINKINS | TRACIE R. | 199 | P 000 000 | SALARY | 3,500.00 | 0.00 | 10-700-105 | |
| 0700 | JOHNS | CHASE W. | 326 | P 000 000 | SALARY | 3,250.00 | 0.00 | 10-700-105 | |
| 0700 | JOHNS | R. DONNIE | 315 | P 000 000 | SALARY | 3,749.99 | 0.00 | 10-700-105 | |
| 0700 | KIRBY | BRAIDEN | 329 | P 000 000 | SALARY | 3,291.67 | 0.00 | 10-700-105 | |
| 0700 | LEMONS JR. | KENNETH R. | 055 | P 000 000 | SALARY | 4,166.67 | 0.00 | 10-700-101 | |
| 0700 | MACKLIN | SEAN C. | 215 | P 000 000 | SALARY | 3,500.00 | 0.00 | 10-700-105 | |
| 0700 | MCRAE | CHRISTOPHE | 304 | P 000 000 | SALARY | 3,291.67 | 0.00 | 10-700-105 | |
| 0700 | POLVADO | JODY | 302 | P 000 000 | SALARY | 3,583.34 | 0.00 | 10-700-105 | |
| 0700 | SHARP | TRENT E | 299 | P 000 000 | SALARY | 3,500.00 | 0.00 | 10-700-105 | |
| 0700 | TATUM | GARY W. | 274 | P 000 000 | SALARY | 3,541.67 | 0.00 | 10-700-105 | |
| 0700 | UNRUH | TONI K. | 289 | P 000 000 | SALARY | 3,541.67 | 0.00 | 10-700-105 | |
| 0700 | WATERS | DONNIE G. | 277 | P 000 000 | SALARY | 3,500.00 | 0.00 | 10-700-105 | |
| 0700 | WEAVER | RENEE | 239 | P 000 000 | SALARY | 3,562.50 | 0.00 | 10-700-105 | |
| 0700 | WILLIAMS | MICHAEL J. | 271 | P 000 000 | SALARY | 3,500.00 | 0.00 | 10-700-105 | |
| | | SUB TOTAL | | | | 83,957.53 | 0.00 | | |
| 0720 | PIGG | JACKIE | 334 | P 000 000 | SALARY | 827.20 | 0.00 | 19-720-105 | 5.00 |
| | | SUB TOTAL | | | | 827.20 | 0.00 | | |
| 0721 | BAKER | ZACHARY | 332 | P 000 000 | SALARY | 3,500.00 | 0.00 | 21-721-107 | |
| 0721 | LOWERY | RICHARD H. | 070 | P 000 000 | SALARY | 4,041.67 | 0.00 | 21-721-101 | |
| 0721 | MOORE | MARK A. | 018 | P 000 000 | SALARY | 3,583.34 | 0.00 | 21-721-107 | |
| 0721 | PHARRIES | BEN A | 325 | P 000 000 | SALARY | 3,500.00 | 0.00 | 21-721-107 | |
| 0721 | WIEST | RUSSELL BR | 173 | P 000 000 | SALARY | 3,500.00 | 0.00 | 21-721-107 | |
| | | SUB TOTAL | | | | 18,125.01 | 0.00 | | |
| 0722 | GEE | JOHNNY R. | 069 | P 000 000 | SALARY | 4,041.67 | 0.00 | 22-722-101 | |
| 0722 | MCCLAIN | MASON M. | 317 | P 000 000 | SALARY | 3,500.00 | 0.00 | 22-722-107 | |
| 0722 | MONTGOMERY | GLEN C | 113 | P 000 000 | SALARY | 3,583.34 | 0.00 | 22-722-107 | |

| DPT | LAST-NAME | FIRST-NAME | EMP | CODES*** | DESCRIPTION | PRIMARY | SECONDARY | COST-ACCT | HOURS |
|------|-----------|------------|-----|-----------|-------------|------------|-----------|------------|--------|
| 0722 | NIX | JAMES F. | 071 | P 000 000 | SALARY | 3,500.00 | 0.00 | 22-722-107 | |
| | | SUB TOTAL | | | | 14,625.01 | 0.00 | | |
| 0723 | JONES | KENNETH | 312 | P 000 000 | SALARY | 3,500.00 | 0.00 | 23-723-107 | |
| 0723 | MCGREGOR | JOHN M. | 203 | P 000 000 | SALARY | 4,041.67 | 0.00 | 23-723-101 | |
| 0723 | MOORE | DAVID E. | 177 | P 000 000 | SALARY | 3,500.00 | 0.00 | 23-723-107 | |
| 0723 | ROLAND | BILLY B | 146 | P 000 000 | SALARY | 3,500.00 | 0.00 | 23-723-107 | |
| | | SUB TOTAL | | | | 14,541.67 | 0.00 | | |
| 0724 | CROWLEY | STEVEN | 309 | P 000 000 | SALARY | 3,500.00 | 0.00 | 24-724-107 | |
| 0724 | KEEN | RICHARD | 305 | P 000 000 | SALARY | 4,041.67 | 0.00 | 24-724-101 | |
| 0724 | KELTON | DANIEL M | 342 | P 000 000 | SALARY | 2,700.00 | 0.00 | 24-724-114 | 180.00 |
| 0724 | PHILLIPS | NATHAN | 338 | P 000 000 | SALARY | 3,500.00 | 0.00 | 24-724-107 | |
| 0724 | STACK | DOUGLAS G. | 310 | P 000 000 | SALARY | 3,500.00 | 0.00 | 24-724-107 | |
| 0724 | TYSON | BILLY D. | 031 | P 000 000 | SALARY | 3,583.34 | 0.00 | 24-724-107 | |
| | | SUB TOTAL | | | | 20,825.01 | 0.00 | | |
| 0725 | FRANKLIN | SHAWNA | 250 | P 000 000 | SALARY | 395.00 | 0.00 | 20-725-103 | |
| | | SUB TOTAL | | | | 395.00 | 0.00 | | |
| | | TOTAL | | | | 261,700.21 | 0.00 | | |

09/24/2018
TIME:10:50 AM

PAYROLL BREAKDOWN LISTING

PAGE 4

PREPARER:0005

| DPT | LAST-NAME | FIRST-NAME | EMP | CODES*** | DESCRIPTION | PRIMARY | SECONDARY | COST-ACCT | HOURS |
|------|-----------|------------|-----|-----------|-------------|---------|-----------|------------|-------|
| 0722 | MCCLAIN | MASON M. | 317 | P 006 000 | VACATION | 181.71 | 0.00 | 22-722-107 | 9.00 |
| | | SUB TOTAL | | | | 181.71 | 0.00 | | |
| | | TOTAL | | | | 181.71 | 0.00 | | |